

LATEX MATTRESS

The Latex mattresses are a low risk pressure mattress but provide a unique bounce back support which makes it easy for transfers. Suitable on any base platform.



NATURAL LATEX

Latex is naturally antibacterial. It is a natural rubber product that provides excellent support and bounce back.




SOLID SUPPORT FOAM BASE

The Latex core has pin hole ventilation allowing more air movement helping to regulate temperature.




QUILTED COVER

Super soft quilted cover giving the mattress a home look and feel.




BED CODES & SIZES




LONG SINGLE

Code: ICEFLS
Mattress Size: 2030 x 900




KING SINGLE

Code: ICEFKS
Mattress Size: 2030 x 1070



LONG DOUBLE

Code: ICEFLD
Mattress Size: 2030 x 1350



QUEEN

Code: ICEFQ
Mattress Size: 2030 x 1520

SPECIFICATIONS

Feel Rating	Medium
Mattress Height	180mm
Risk Category	Low Risk
User Weight	45kg - 220kg
Warranty	5 Year Warranty

CARE & CLEANING

- No turn design reducing manual handling
- Waterlow ≤ 14
- Latex material will easier contour to any profiling platform
- Polycotton cotton tack and jump quilted cover

PRESSURE CARE

Risk Category Low

This rating is based on our average peak pressure of <31mmHg. For some high risk clients Icare Zerotec covers are recommended.

Icare risk category ratings are based on average peak pressure, Therapist recommendation, case studies, industry comparison and the Waterlow scale. For some high risk clients Icare Zerotec covers are recommended. The best way to assess a client on a pressure reducing surface is to monitor pressure points with visual checks over a period of 5 days.