



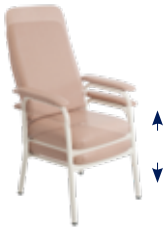
DAY CHAIRS, STOOLS & COMMODES

Aspire for... Comfort, stability, support

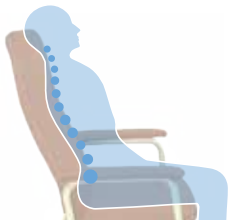


HIGH BACK CLASSIC DAY CHAIR

A high back orthopaedic chair that offers adjustability, comfort and support.



Height Adjustable



Postural Support



Contoured High Backrest

With a slight recline angle provides superior postural support and opens hip positioning for comfort

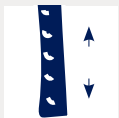


Also Available in Slate Vinyl

MODELS

- CHP208050 | High Back Classic Day Chair – Champagne Vinyl
- CHP208055 | High Back Classic Day Chair – Slate Vinyl

FEATURES & BENEFITS SHARED BY THE HIGHBACK CLASSIC AND WATERFALL DAY CHAIRS



Height Adjustable Legs

With easy push button adjustment for comfortable positioning and changing needs



Sturdy

Lightweight Design
For a generous weight capacity, yet lightweight for easy manoeuvrability



Non-Slip Tips

On chair legs provide stability whilst sitting or transferring



Robust Powder Coated Steel Frames

Are durable and easy to clean

Seat Depth (mm)	Overall Depth (mm)	Seat Width (mm)	Overall Width (mm)	Seat Height (mm)	Backrest Height (mm)	Overall Height (mm)	Unit Weight (kg)	SWL (kg)
490	600	490	645	425-610	720	1160-1312	16	160

WATERFALL DAY CHAIR

A high back orthopaedic chair with contoured and adjustable backrest cushions that offer improved comfort and postural support.



Ink Vinyl



Latte Vinyl



Oatmeal Fabric



Mocha Fabric



Waterfall

Tri-Pillow Backrest Provides comfort and support

Removable Cushions

Seat and Back Cushion overlays can be easily detached for cleaning

Upholstery Range

Ink and Latte vinyl plus Oatmeal and Mocha fabric options



Height Adjustable



MODELS

■ CHP208070

Waterfall Day Chair – Ink Vinyl

■ CHP208075

Waterfall Day Chair – Oatmeal Fabric

■ CHP208071

Waterfall Day Chair – Latte Vinyl

■ CHP208076

Waterfall Day Chair – Mocha Fabric



Softly Padded Armrests, Seat & Back

Distribute pressure whilst simultaneously offering support surfaces for prolonged sitting comfort



Transport Legs With Wheels

Available as an accessory to facilitate easier manoeuvring of the chairs (without a patient in the chair)

See back cover for details



Easy Clean Vinyl Upholstery

1 YEAR WARRANTY

✓ DVA CONTRACTED

✓ AS / NZS Approved

✓ Waterfall Day Chair is registered in the ARTG, AUST R ARTG 230087

✓ High Back Classic Day Chair is registered in the ARTG, AUST R ARTG 230087

Seat Depth (mm)	Overall Depth (mm)	Seat Width (mm)	Overall Width (mm)	Seat Height (mm)	Backrest Height (mm)	Overall Height (mm)	Unit Weight (kg)	SWL (kg)
490	670	535	720	420-580	685	1045-1200	16.5	200

ADJUSTABLE & PRESSURE REDUCING DAY CHAIRS

A truly versatile height, width and depth adjustable high back orthopaedic chair with built in lumbar and lateral support and knee bolster. Available in pressure reducing variety.

ADJUSTABLE DAY CHAIR

Head Cushion

Height adjustable and removable head cushion for extra comfort

Contoured Seat and Backrest Padding

Designed for pressure redistribution and user comfort

Sturdy design

For a generous weight capacity of 160kg, yet lightweight for easy manoeuvrability



PRESSURE REDUCING ADJUSTABLE DAY CHAIR

Pressure Redistribution

Carrflex™ PU 4-Way Stretch Fabric for superior chemical resistance, retains flexibility and breathability

High quality Australian

memory foam provides a comfortable and supportive surface, improving user comfort and pressure redistribution

Maximised Immersion and

Envelopment to effectively redistribute pressure, improves blood flow and promotes healing



Also Available in Latte Vinyl



Available in 4-way stretch fabric

MODELS

■ CHP208025

Adjustable Day Chair – Latte Vinyl

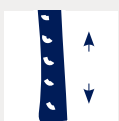
■ CHP208035

Adjustable Day Chair - Pressure Reducing Blue Stretch Material

■ CHP208030

Adjustable Day Chair – Ink Vinyl

FEATURES & BENEFITS SHARED BY THE ADJUSTABLE AND MAXI ADJUSTABLE DAY CHAIRS



Height Adjustable Legs

With easy push button adjustment for comfortable positioning and changing needs



Tool Free

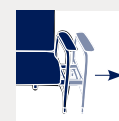
Adjustment Points

Allow the chair to be customised to suit long term use or readily adapted to suit multiple users



Adjustable Seat Depth, Width and Height

Allows customised configuration to a user's needs and circumstances



Unique Width

Adjustable Frames

Cater to the full spectrum of users shapes and sizes

Seat Depth (mm)

Overall Depth (mm)

Seat Width (mm)

Overall Width (mm)

Seat Height (mm)

Backrest Height (mm)

Overall Height (mm)

Unit Weight (kg)

SWL (kg)



475-590



760-610



510-610



575-675



410-530



740-790



1070-1220



26



160

MAXI ADJUSTABLE DAY CHAIR

Bariatric Day Chair with 310kg weight capacity is fully height, width and depth adjustable to suit an array of large user shapes and sizes

Seat with Anterior Tilt

Facilitates standing from sitting and provides greater comfort for stiff or painful hips

Reinforced Design and Weight Capacity

Caters to a MAXI weight capacity of 310kg especially for bariatric users



Push Handle & Transport Wheels



Adjustable Seat Depth & Backrest Height



Height & Width Adjustable Frame



MODELS

■ CHP208010

Maxi Adjustable Day Chair – Burgundy Vinyl



Softly Padded Armrests

Distribute pressure whilst simultaneously offering support surfaces for prolonged sitting comfort



Push Handle and Transport Wheels

Allow a carer to tilt the chairs backwards onto the rear leg wheels in order to manoeuvre it about (without a patient in the chair)

See back cover for details



Easy Clean Vinyl Upholstery

1 YEAR WARRANTY

✓ DVA CONTRACTED

✓ AS / NZS Approved

✓ Maxi Day Chair is registered in the ARTG, AUST R ARTG 230087

✓ Adjustable Day Chair is registered in the ARTG, AUST R ARTG 230087

Seat Depth (mm)	Overall Depth (mm)	Seat Width (mm)	Overall Width (mm)	Seat Height (mm)	Backrest Height (mm)	Overall Height (mm)	Unit Weight (kg)	SWL (kg)
390-530	850-990	600-810	600-810	370-520	1120-1340	1440	45	310

LOWBACK DAY CHAIR

A versatile, low back orthopaedic chair



Contoured and Reclined Backrest
Contour and slight recline of backrest angle helps maintain posture while supporting an open and comfortable hip position



Also Available in Champagne Vinyl

PERCHING STOOL

A height adjustable stool that provides relief from fatigue in the kitchen or living area



Raised Armrests
Assist with sitting and standing

Seat with Anterior Tilt
Facilitates easier standing and sitting and provides greater comfort for stiff or painful hips

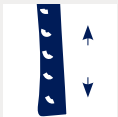
MODELS

- CHP208000 | Low Back Classic Day Chair – Champagne Vinyl
- CHP208005 | Low Back Classic Day Chair – Slate Vinyl

MODELS

- CHP213500 | Perching Stool – Champagne Vinyl

FEATURES & BENEFITS SHARED BY THE LOWBACK DAY CHAIR AND PERCHING STOOL



Height Adjustable Legs
Easy push button adjustment for comfortable positioning



Soft Padding
Distributes pressure and offers support for prolonged sitting comfort



Non-Slip Tips
Provides stability whilst sitting or transferring



Robust Powder Coated Steel Frames
Are durable and easy to clean



Easy Clean
Vinyl upholstery



Lightweight
For easy manoeuvrability

1 YEAR WARRANTY

DVA CONTRACTED

Classic Bedside Commode is registered in the ARTC, AUST R ARTC 230171

AS / NZS Approved

Deluxe Bedside Commode is registered in the ARTC, AUST R ARTC 230171

	Seat Depth (mm)	Overall Depth (mm)	Seat Width (mm)	Overall Width (mm)	Seat Height (mm)	Backrest Height (mm)	Overall Height (mm)	Unit Weight (kg)	SWL (kg)
Low Back Chair	440	500	460	580	450-605	440	865-1015	9	160
Perching Stool	310	470	375	550	640-690	440	940-1090	6.8	175

CLASSIC BEDSIDE COMMODE

Allows for toileting in the bed room for users unable to travel between the bedroom and bathroom



Padded Armrests
Are raised to provide an easily reachable support point for lowering onto the seat

Lightweight
Bedside commode with padded seat, back and arms



Also Available in Slate Vinyl

DELUXE BEDSIDE COMMODE

Allows for toileting in the bed room with increased comfort for users unable to travel between the bedroom and bathroom



Contoured and Reclined Backrest
Contour and slight recline of backrest angle helps maintain posture while supporting an open and comfortable hip position

Softly Padded Armrests, Seat and Back
Offer support surfaces for prolonged sitting comfort



Also Available in Champagne Vinyl



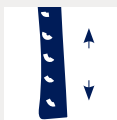
MODELS

- BEC045005 Classic Bedside Commode – Champagne Vinyl
- BEC045006 Classic Bedside Commode – Slate Vinyl

MODELS

- BEC045115 Deluxe Bedside Commode – Champagne Vinyl
- BEC045116 Deluxe Bedside Commode – Slate Vinyl

FEATURES & BENEFITS SHARED BY THE CLASSIC AND DELUXE BEDSIDE COMMODES



Height Adjustable Legs
Easy push button adjustment for comfortable positioning



Seat Access
Folds out of the way to access the toilet seat and commode bowl



Three-Sided Shroud
Discreetly conceals bowl



Lightweight
For easy manoeuvrability



Removable Bowl
With lid and carry handle



Easy Clean
Vinyl upholstery

1 YEAR WARRANTY

DVA CONTRACTED

Classic Bedside Commode is registered in the ARTC, AUST R ARTC 230171

AS / NZS Approved

Deluxe Bedside Commode is registered in the ARTC, AUST R ARTC 230171

	Seat Depth (mm)	Overall Depth (mm)	Seat Width (mm)	Overall Width (mm)	Seat Height (mm)	Backrest Height (mm)	Overall Height (mm)	Unit Weight (kg)	SWL (kg)
Classic	440	570	450	570	490-615	455	915-1040	5.5	125
Deluxe	450	520	460	600	410-565	425	865-1015	12	160

aspire DAY CHAIRS AND STOOLS ACCESSORIES

TRANSPORT LEGS WITH WHEELS

 Transport Legs with Wheels is registered in the ARTG, AUST R ARTG 230087

FEATURES & BENEFITS




- Assists carers to safely and easily tilt and manoeuvre an empty chair around a room
- Wheeled legs insert directly into the frame to replace regular rear legs
- Transport wheels come as standard with the Adjustable day chair and Maxi Adjustable Day Chair and can be fitted as options on the Waterfall and High Back Classic day chairs






Transport Wheels
CHP208090



COMPATIBLE CHAIRS

	CHP208050	High Back Classic Day Chair – Champagne Vinyl
	CHP208055	High Back Classic Day Chair – Slate Vinyl
	CHP208070	Waterfall Day Chair – Ink Vinyl

	CHP208071	Waterfall Day Chair – Latte Vinyl
	CHP208075	Waterfall Day Chair – Oatmeal Fabric
	CHP208076	Waterfall Day Chair – Mocha Fabric

PADDED LEGREST



 Aspire Padded Legrest is registered in the ARTG, AUST R ARTG 230087



Champagne Vinyl



Slate Vinyl

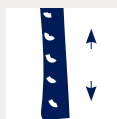
	CHP208080	Aspire Padded Legrest – Champagne Vinyl
	CHP208085	Aspire Padded Legrest – Slate Vinyl

FEATURES & BENEFITS



Comfortable Resting Solution

Legs can be raised when sitting in a day chair to provide extra comfort



Height Adjustable

Easy push button adjustment for comfortable positioning and changing needs



Robust Powder Coated Steel Frames

Are durable and easy to clean



Padded Surface

Generous support of legs and feet