

# LIFECOMFORT® MATTRESSES

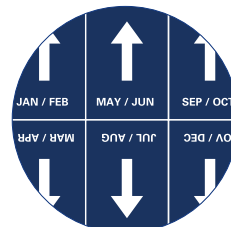
Lifecomfort Mattresses have set the benchmark in sleep surface quality and performance in Australia for more than a decade. All Lifecomfort Mattresses are fitted with superior, hospital-grade polyurethane coated covers designed to withstand the rigors of usage and cleaning requirements in Home Care, Aged Care and up to Acute Care environments. Multiple foam layering combinations provide maximum comfort, support, and pressure redistribution across a wide range of user shapes and sizes.



**Asset Management**  
Enabled through unique batch serial numbering



**Hospital-grade Antimicrobial Foam**  
Ensures superior infection prevention



**Integrated Rotation Guide**  
Ensures optimal mattress positioning compliance

**Infection Control** welded seams and waterfall over zippers on mattress covers

**4-side Zipper** easily removable cover for effective cleaning

**Hospital-grade** suitable for bleach concentrations up to 10,000ppm

**4-way Stretch Waterproof Fabric** for enhanced shear mitigation and friction reduction

**Carry Handle** integrated handles for safe manual handling

**Immersion Surface** cradles and contours around the user for personalised pressure relief and comfort

**5 YEAR WARRANTY**  
Foam

**4 YEAR WARRANTY**  
Cover

## Life Cycle & Compliance

**Warranty:** 5 years Foam | 5 years Cover

**Machine Washable Covers:** Up to 95°

**Durability + Performance:** ISO 3385

**Safe Working Load Verified:** AS/NZ 2282


**Flame Retardant Foam + Covers:** AS/NZ 4088.1 Cribs 5

**TGA:** Lifecomfort Mattresses are registered in the ARTG, AUST R ARTG 288486

## Applications



- Aged Care
- Home Care
- Ambulant patients
- Palliative Care

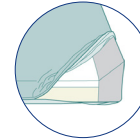
## Lifecomfort® Standard Mattress



- This dual layered mattress with visco-elastic (memory foam) upper is an economical comfort solution for in home use by light weight users
- Soft and supportive surface designed is ideal for palliative care
- Optional adaptation of the Lifecomfort Standard Mattress to include side wall support to help minimise the risk of falls from bed

### FOAM LAYERS

-  **Immersive Surface**  
Immersive visco-elastic
-  **Comfort, Safety and Support**  
Supportive high resilience foam



Optional Safety sides

Code	Description	Length	Width	Height
BEM046410	Single	2000	900	130
BEM046425	Small	1920	820	130

Code	Description	Length	Width	Height
BEM046460	King Single	2030	1050	130
BEM046475	Safety Sides - Single	1940	900	130




DVA AB14 NDIS 05\_043306003\_0103\_1\_2

## Lifecomfort® Deluxe Mattress



- Three generous foam layers including the visco-elastic (memory foam) top layer, provides users with an immersive, pressure relieving support surface and lasting comfort
- Integrated sidewalls create tactile roll resistance at the bed edge and provide extra rigidity to assist bed entry and exit
- Side walls provide a firm surface for Sit-to-stand transfers and minimise the risk of falls

### FOAM LAYERS

-  **Immersive Surface 50mm**  
Immersive visco-elastic
-  **Comfort Layer 50mm**  
High resilience foam for support and pressure redistribution
-  **Support Layer 40mm**  
High resilience foam for support and pressure redistribution
-  **Integrated Side Walls 60mm**  
Strong rigid side layers for transfer efficiency and safety

Code	Description	Length	Width	Height
BEM046510	Single	2000	900	150
BEM046525	Small	1920	820	150

Code	Description	Length	Width	Height
BEM046555	King Single	2030	1050	150
BEM046550	Long	2000	850	150






\*DVA AB14 NDIS 05\_043306003\_0103\_1\_2

## Lifecomfort® Pressure Reducing Mattress



- Visco-elastic (memory foam) top layer and four layers of immersive comfort and support for users requiring additional pressure relief
- Integrated sidewalls create roll resistance at the bed edge and provide extra rigidity to assist bed entry and exit

### FOAM LAYERS

-  **Immersive Surface 40mm**  
Immersive visco-elastic
-  **Comfort Layer 40mm**  
Plush support layer catering to smaller, lighter weight users
-  **Support Layer 40mm**  
High resilience foam for support and pressure redistribution
-  **Safety and Support Layer 30mm**  
Strong base support for maximum durability
-  **Integrated Side Walls 60mm**  
Strong rigid side layers for transfer efficiency and safety

Code	Description	Length	Width	Height
BEM046610*	Single	2000	900	150
BEM046625*	Small	1920	820	150


Code	Description	Length	Width	Height
BEM046660*	King Single	2030	1050	150
BEM046680	Queen	2030	1520	150

\*DVA AB14 NDIS 05\_043306003\_0103\_1\_2

## Lifecomfort® Premier Care Mattress

- Visco-elastic (memory foam) top layer and three layers of immersive support
- Designed to follow the contouring profile of an adjustable bed, the reinforced hinged sidewalls assist transfer efficiency and accentuate the sleep surface edge
- Higher SWL offers greater scope of managing larger residents and respite services

### FOAM LAYERS

-  **Immersive Surface 50mm**  
Immersive visco-elastic
-  **Comfort Layer 50mm**  
High resilience foam for diverse user weight distribution
-  **Safety and Support Layer 50mm**  
Strong base support for maximum durability
-  **Integrated Side Walls**  
Strong rigid side layers for transfer efficiency and safety



Code	Description	Length	Width	Height
BEM046725	Single	2000	900	150





Code	Description	Length	Width	Height
BEM046730	King Single	2000	1050	150

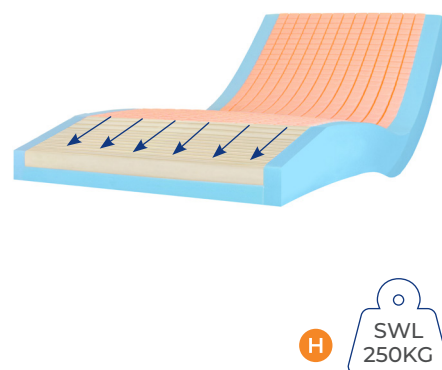
NDIS 05\_043306003\_0103\_1\_2

## Lifecomfort® Acute Care Mattress

- Ultra-soft Heel Protection Zone improves pressure relief for vulnerable points
- By gently tapering the heel area, pressure is redistributed effectively onto the less vulnerable calf area
- The sidewall assists with patient transfers as well as creates roll resistance at the sleep surface edge

### FOAM LAYERS

-  **Immersive Castellated Surface 50mm**  
Castellated cells offer greater airflow and transitional support
-  **Comfort Layer 50mm**  
Visco-elastic comfort and envelopment
-  **Safety and Support Base 50mm**  
Strong U-shaped base for maximum durability and support
-  **Integrated Side Walls**  
Strong rigid side layers for transfer efficiency and safety



Code	Description	Length	Width	Height
BEM046615	Single	1980	880	150





Code	Description	Length	Width	Height
BEM046616	King Single	2030	1050	150

DVA AB14 NDIS 05\_043306003\_0103\_1\_2

## Lifecomfort® Premier Acute Care Mattress

- MEMair BREEZE™ upper layer for enhanced pressure relief, superior breathability and body temperature regulation
- The triple layering with castellated cells, closely contour to the user's body for optimal pressure redistribution and comfort
- Up to 8x more breathable than conventional foams

### FOAM LAYERS

-  **Immersive Surface 50mm**  
Immersive visco-elastic
-  **Castellated Dual Comfort Layer 50mm**  
Castellated cells for greater airflow and transitional support
-  **Safety and Support Layer 50mm**  
Strong base support for maximum durability
-  **Integrated Side Walls**  
Strong rigid side layers for transfer efficiency and safety



Code	Description	Length	Width	Height
BEM046735*	Single	2000	900	150

Code	Description	Length	Width	Height
BEM046740	King Single	2000	1050	150





\*DVA AB14 NDIS 05\_043306003\_0103\_1\_2



## Lifecomfort® Maxi Lifestyle Mattress

- A robust support surface designed for larger users up to 350kg
- 3x foam layers for immersion, pressure reduction, comfort and support
- Strengthened side wall foam density to assist with bed entry and exit

### FOAM LAYERS

-  **Comfort Layer 50mm**  
Boosts visco layer efficiency under higher weight loads
-  **Support Layer 75mm**  
High resilience foam for diverse user weight and distribution
-  **Safety and Support Base 50mm**  
Strong base support for maximum durability
-  **Integrated Side Walls**  
Strong rigid side layers for transfer efficiency and safety








Code	Description	Length	Width	Height
BEM046710	Lifecomfort Maxi Lifestyle - Super King	2060	1150	200

NDIS 05\_043306803\_0103\_1\_2

## Lifecomfort® Bariatric Mattress

- A robust support surface with a visco-elastic (memory foam) top layer provides four layers of immersion and support to users up to 300kg
- Side wall foam density is strengthened to assist heavier users for bed entry and exit

### FOAM LAYERS

-  **Immersive Surface 25mm**  
Immersive visco-elastic
-  **Comfort Layer 50mm**  
Boosts visco layer efficiency under higher weight loads
-  **Support Layer 75mm**  
High resilience foam for diverse user weight and distribution
-  **Safety and Support Base 50mm**  
Strong base support for maximum durability
-  **Integrated Side Walls**  
Strong rigid side layers for transfer efficiency and safety

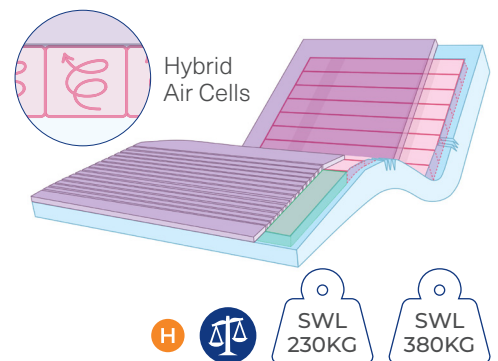


Code	Description	Length	Width	Height
BEM046700	Lifecomfort Bariatric - King Single	2030	1050	200

DVA AB14 NDIS 05\_043306003\_0103\_1\_2

## Lifecomfort® Hybrid Comfort Mattress

- Hybrid mattress system with 40mm thick memory foam top layer and air cell combination
- Flexible operation as an immersive foam static support surface or a powered-up alternating pressure support surface
- Visco-elastic (memory foam) top layer for warmth and comfort
- Heal taper with castellated memory foam for pressure injury protection
- Effective Weight Range:  
30 - 230kg (Single and King Single)  
30 - 380kg (Bariatric)



**Digital Pump**  
sold separately



Clinical Assistance Guide

**2 YEAR WARRANTY**  
Pump

**1 YEAR WARRANTY**  
Cells

Code	Description	Length	Width	Height	Code	Description
PTM638005	Lifecomfort Hybrid Comfort - Single	1980	895	170	PTM638030*	Digital Pump - Single & King Single
PTM638006	Lifecomfort Hybrid Comfort - King Single	1980	1050	170	PTM638032**	Digital Pump - Bariatric
PTM638007**	Lifecomfort Hybrid Comfort - Bariatric	1980	1050	170		

DVA AB14 \*AB19 NDIS 05\_043306211\_0103\_1\_2 \*05\_043306211\_0103\_1\_2 \*\*05\_043306804\_0103\_1\_2